

THE NATIONAL  
JEWISH  
COMMITTEE  
ON SCOUTING

*Aleph  
Religious  
Emblem  
Requirements  
and Workbook  
Fillable PDF*



## Requirements and Workbook

The National Jewish Committee on Scouting has established four religious emblems for Jewish Scouts. You will need to work on these requirements separately from your school work even if parts of them are taught in your school. We suggest that you obtain a notebook to organize your thoughts and keep track of the information you need to complete work on each emblem. The notebook is not a requirement, it is not necessary to fill in, but we believe that it will help most Scouts organize and keep track of their work. It will be a great place for you to write notes so that you can demonstrate knowledge to your counselor. You may handwrite the information or you may prefer to use your computer for this purpose. As you complete the requirements we want you to demonstrate knowledge of them to your counselor.

Information to assist you in earning your emblem can come from many sources such as your local school, public, synagogue or Jewish community center library. Your parents may have a library collection or other information that you can use. The internet is also a great source of information. We encourage you to use it. Please review the BSA's safe web practices with your parents prior to beginning your research. Please search more than one resource to make sure that your knowledge is accurate. Some of the responses for the emblem requirements can only come from you and how you feel about being Jewish. These are questions of self-evaluation and reflection. Please consider these questions carefully but there is no specific right or wrong answer.

Some of the information required to earn these emblems can only be obtained by interviewing other members in your community. Please practice safe scouting practices when visiting or working with other adults on your emblem.

Each emblem has been developed as a complete unit. As you complete the requirements for each emblem and begin work on the next one please build on your previous knowledge and use the opportunity to further develop your understanding of Judaism.

# Aleph

3rd to 5th Graders

Go over the requirements with your counselor. Try to keep your work organized. Use the suggested workbook format and take it with you every time every time you see your counselor. Your counselor will guide you through completing the requirements.

## Family Life

Jewish Home

What object on the outside of a house or an apartment tells us that Jews live there?

Draw this object or make it out of the materials of your choice.

Why do we place this object on our house?

What is inside this object?

## Community

The Synagogue

Attend Sabbath services at least once a month for three months. Report on one Torah reading each month.

Draw pictures of the Ark and the Ner Tamid in a synagogue.

Describe the Ark and what is special about it to the Jewish people.

Describe the Ner Tamid and what is special about the Ner Tamid to the Jewish people.

## Jewish Life

Torah

Name the five books of the Torah.

Name five of the Ten Commandments.

Tell what each of these five Commandments means.

Copy one verse of the Torah in English.

Write the meaning of this verse in your own words.

See if you can find the verse in the Torah.

Prayer

Recite the first two sentences of the "Shema" in Hebrew and English.

Tell what the words of the "Shema" mean to you.

Learn the Hebrew and English blessings over bread, wine and fruit.

Religious Holidays

Give the Hebrew names of six Jewish holidays.

Describe briefly how these six holidays are observed.

Tell which of the Jewish Holidays you like the most and why.

On which holidays are the following objects used? What are they used for?

Cup of Elijah  
Haggadah  
Lulav

Megillah  
Menorah  
Shofar

Spice box

Draw two of these objects or make them out of materials of your choice.

## Jewish History

### Bible Heroes

Tell the stories of three Bible Heroes. Tell why you chose these three heroes.

Here are a few heroes to consider or you may find your own examples:

Abraham	Jacob	Rebecca
David	Joseph	Samuel
Deborah	Moses	Sarah
Elijah	Noah	Solomon
Isaac	Rachel	

### Famous American Jews

Tell the stories of three great American Jews. Tell why you chose these three American Jews.

Here are a few American Jews to consider or you may find your own examples:

Albert Einstein	Haym Salomon	Louis D. Brandeis
Asher Levy	Henrietta Szold	Rebecca Gratz
Emma Lazarus	Jacob H. Schiff	Uriah P. Levy
Francis Salvador	Judah Touro	

## Our Place in the World

### Israel

Read a book, magazine article or news item about Israel and discuss it with your counselor.

Tell what you know about two cities or places in Israel. Here are a few Israeli cities and places to consider or you may find your own examples:

Beersheva	Jerusalem	the Kotel
Galilee	Masada	the Negev
Haifa	Tel Aviv	

Draw the flag of Israel or make it out of the materials of your choice. Discuss with your counselor its meaning to Jews the world over.

Go over the requirements with your counselor. Try to keep your work organized. Use the suggested workbook format and take it with you every time every time you see your counselor. Your counselor will guide you through completing the requirements.

**Family Life**

Jewish Home

What object on the outside of a house or an apartment tells us that Jews live there?

---

Draw this object or make it out of the materials of your choice..



Why do we place this object on our house?

---

---

---

What is inside this object?

---

---

---

---

**Community**

The Synagogue

Attend Sabbath services at least once a month for three months.


Report on one Torah reading each month.

1. \_\_\_\_\_  
\_\_\_\_\_  
\_\_\_\_\_  
\_\_\_\_\_  
\_\_\_\_\_  
\_\_\_\_\_  
\_\_\_\_\_  
\_\_\_\_\_

2. \_\_\_\_\_  
\_\_\_\_\_  
\_\_\_\_\_  
\_\_\_\_\_  
\_\_\_\_\_  
\_\_\_\_\_  
\_\_\_\_\_  
\_\_\_\_\_

3. \_\_\_\_\_  
\_\_\_\_\_  
\_\_\_\_\_  
\_\_\_\_\_  
\_\_\_\_\_  
\_\_\_\_\_  
\_\_\_\_\_  
\_\_\_\_\_

Draw pictures of the Ark and the Ner Tamid in a synagogue.



Use additional sheets as necessary

Describe the Ark and what is special about it to the Jewish people.

---

---

---

---

---

---

---

Describe the Ner Tamid and what is special about the Ner Tamid to the Jewish people.

---

---

---

---

---

---

---

## Jewish Life

### Torah

Name the five books of the Torah.

1. \_\_\_\_\_
2. \_\_\_\_\_
3. \_\_\_\_\_
4. \_\_\_\_\_
5. \_\_\_\_\_

Name five of the Ten Commandments.

1. \_\_\_\_\_
2. \_\_\_\_\_
3. \_\_\_\_\_
4. \_\_\_\_\_
5. \_\_\_\_\_

Tell what each of these five Commandments means.

1. \_\_\_\_\_  
\_\_\_\_\_  
\_\_\_\_\_
2. \_\_\_\_\_  
\_\_\_\_\_  
\_\_\_\_\_
3. \_\_\_\_\_  
\_\_\_\_\_  
\_\_\_\_\_
4. \_\_\_\_\_  
\_\_\_\_\_  
\_\_\_\_\_
5. \_\_\_\_\_  
\_\_\_\_\_  
\_\_\_\_\_



Copy one verse of the Torah in English.

---

---

---

---

---

---

---

---

Write the meaning of this verse in your own words.

---

---

---

---

---

---

---

---

See if you can find the verse in the Torah.

Prayer

Recite the first two sentences of the "Shema" in Hebrew and English.

Tell what the words of the "Shema" mean to you.

---

---

---

---

---

---

---

---

Learn the Hebrew and English blessings over bread, wine and fruit.

Religious Holidays

Give the Hebrew names of six Jewish holidays.

1. \_\_\_\_\_
2. \_\_\_\_\_
3. \_\_\_\_\_
4. \_\_\_\_\_
5. \_\_\_\_\_
6. \_\_\_\_\_

Describe briefly how these six holidays are observed.

1. \_\_\_\_\_  
\_\_\_\_\_  
\_\_\_\_\_  
\_\_\_\_\_  
\_\_\_\_\_
2. \_\_\_\_\_  
\_\_\_\_\_  
\_\_\_\_\_  
\_\_\_\_\_  
\_\_\_\_\_
3. \_\_\_\_\_  
\_\_\_\_\_  
\_\_\_\_\_  
\_\_\_\_\_  
\_\_\_\_\_
4. \_\_\_\_\_  
\_\_\_\_\_  
\_\_\_\_\_  
\_\_\_\_\_  
\_\_\_\_\_

5. \_\_\_\_\_  
\_\_\_\_\_  
\_\_\_\_\_  
\_\_\_\_\_  
\_\_\_\_\_

6. \_\_\_\_\_  
\_\_\_\_\_  
\_\_\_\_\_  
\_\_\_\_\_  
\_\_\_\_\_

Tell which of the Jewish Holidays you like the most and why.

\_\_\_\_\_  
\_\_\_\_\_  
\_\_\_\_\_  
\_\_\_\_\_  
\_\_\_\_\_

On which holidays are the following objects used? What are they used for?

Cup of Elijah

\_\_\_\_\_  
\_\_\_\_\_

Haggadah

\_\_\_\_\_  
\_\_\_\_\_

Lulav

\_\_\_\_\_  
\_\_\_\_\_

Megillah

\_\_\_\_\_  
\_\_\_\_\_

Menorah

---

---

Shofar

---



---

Spice box

---

---

Draw two of these objects or make them out of materials of your choice.



## Jewish History

### Bible Heroes

Tell the stories of three Bible Heroes. Tell why you chose these three heroes.

Here are a few heroes to consider or you may find your own examples:

Abraham	Jacob	Rebecca
David	Joseph	Samuel
Deborah	Moses	Sarah
Elijah	Noah	Solomon
Isaac	Rachel	

1. \_\_\_\_\_  
\_\_\_\_\_  
\_\_\_\_\_  
\_\_\_\_\_  
\_\_\_\_\_
2. \_\_\_\_\_  
\_\_\_\_\_  
\_\_\_\_\_  
\_\_\_\_\_  
\_\_\_\_\_
3. \_\_\_\_\_  
\_\_\_\_\_  
\_\_\_\_\_  
\_\_\_\_\_  
\_\_\_\_\_

### Famous American Jews

Tell the stories of three great American Jews. Tell why you chose these three American Jews.

Here are a few American Jews to consider or you may find your own examples:

Albert Einstein	Haym Salomon	Louis D. Brandeis
Asher Levy	Henrietta Szold	Rebecca Gratz
Emma Lazarus	Jacob H. Schiff	Uriah P. Levy
Francis Salvador	Judah Touro	

1. \_\_\_\_\_  
\_\_\_\_\_  
\_\_\_\_\_  
\_\_\_\_\_  
\_\_\_\_\_  
\_\_\_\_\_  
\_\_\_\_\_  
\_\_\_\_\_  
\_\_\_\_\_  
\_\_\_\_\_

2. \_\_\_\_\_  
\_\_\_\_\_  
\_\_\_\_\_  
\_\_\_\_\_  
\_\_\_\_\_  
\_\_\_\_\_  
\_\_\_\_\_  
\_\_\_\_\_  
\_\_\_\_\_  
\_\_\_\_\_  
\_\_\_\_\_

3. \_\_\_\_\_  
\_\_\_\_\_  
\_\_\_\_\_  
\_\_\_\_\_  
\_\_\_\_\_  
\_\_\_\_\_  
\_\_\_\_\_  
\_\_\_\_\_  
\_\_\_\_\_  
\_\_\_\_\_

## Our Place in the World

Israel

Read a book, magazine article or news item about Israel and discuss it with your counselor.

---

---

---

---

---

---

---

---

---

---

---

---

---

---

---

---

---

---

---

---

---

---

---

---

Tell what you know about two cities or places in Israel. Here are a few Israeli cities and places to consider or you may find your own examples: (Keep your notes on additional pieces of paper.)

Beersheva  
Galilee  
Haifa

Jerusalem  
Masada  
Tel Aviv

the Kotel  
the Negev

1.

---

---

---

---

---

---

---

---

---

---

---

---

---

---

---

---

---

---

---

---

---

---

---

---

2.

---

---

---

---

---

---

---

---

---

---

---

---

---

---

---

---

---

---

Draw the flag of Israel or make it out of the materials of your choice. Discuss with your counselor its meaning to Jews the world over.

